



د تښت ښوونيزه او روزنيزه موسسه
مؤسسه تعليمی و تربیتی تښت
Tashabos Educational Organization (TEO)

THE TASHABOS STUDENT PRE- AND POST-TESTS ANALYSIS REPORT MAY 01 TO APRIL 30, 2022/23

Interestingly, the general results of the combined analysis show increase in girls' and boys' knowledge of the Tashabos subject. Comparing the girls' and boys' knowledge the results show that girls' Tashabos knowledge is higher than the boys'.

This analysis provided interesting Tashabos program findings for both girls and boys; the girls are more enthusiastic and are benefiting from the program in an extraordinary manner. Student growth and interest shows Tashabos is an excellent opportunity, a low cost and effective program that needs stakeholder and donor attention to make it available to all high school students and other eligible girls and boys.



**FAZEL RABI HAQBEEN, EXECUTIVE DIRECTOR
TASHABOS EDUCATIONAL ORGANIZATION (TEO)
MAY 14, 2023**

EXECUTIVE SUMMARY	2
TASHABOS PROGRAM.....	3
GENERAL ANALYSIS.....	4
ALL SCHOOLS COMBINED PRE- AND POST-TESTS RESULTS.....	4
Analysis of All Schools Pre- and Post-Tests Results	4
Analysis of All Schools Pre- and Post-Test Results by Grades.....	4
Analysis of All Schools Pre- and Post-Test Results by Gender.....	6
All Schools Pre-and Post-Test Results by Gender and Grades	6
KABUL PROVINCE SCHOOLS PRE- AND POST-TEST RESULTS.....	8
General Analysis of Kabul School Pre- and Post-Test Results.....	8
Kabul Schools Pre- and Post-Tests Results by Grade	9
Kabul Province Schools Pre- and Post-Test Results by Gender.....	10
Kabul Schools Pre-Test Results by Gender and Grades	10
PARWAN PROVINCE SCHOOLS PRE- AND POST-TEST RESULTS.....	11
General Analysis of Parwan Schools Pre- and Post-Test Results.....	11
Parwan Schools Pre- and Post-Test Results by Grades.....	12
Parwan Schools Pre- and Post-Test Results by Gender	13
Parwan Schools Pre- and Post-Test Results by Gender and Grades	13
BAMYAN PROVINCE SCHOOLS PRE- AND POST-TEST RESULTS.....	14
General Analysis of Bamyan Schools Pre- and Post-Test Results.....	14
Bamyan Schools Pre- and Post-Test Results by Grades.....	15
Bamyan Schools Pre- and Post-Test Results by Gender	16
Bamyan Schools Pre- and Post-Test Results by Gender and Grades	17
NANGARHAR PROVINCE SCHOOLS PRE- AND POST-TEST RESULTS	18
Nangarhar Schools Pre- and Post-Test Results by Grades	18
Nangarhar Schools Pre-Test Results by Gender.....	19
Nangarhar Schools Pre- and Post-Test Results by Gender and Grades.....	20
TEO BACKGROUND	21

EXECUTIVE SUMMARY

Among the three major Tashabos program activities, one is teaching the Tashabos subject to high school students in 29 schools across four provinces. Thirty-eight teachers do the teaching. Through this teaching, the students' business knowledge is improved. Whereas the subject is not yet integrated into the national education curriculum, it was challenging to measure how much the students learned after studying the subject during the cycle of three years of Grades 10, 11 and 12. To gauge student progress TEO set indicators to assess the students' change in knowledge. Indicators include the students' pre-test scores from the beginning of the educational year and their post-test scores at the end of the educational year.

To evaluate the impact of the Tashabos program, all Tashabos students given the pre- and post-tests answered similar types of questions. Therefore, TEO developed data sample sizes for each Tashabos school based on the number of the students; 2,338 and 2,224 out of 20,829 students were given the pre-test and the post-test respectively with variation of 114 students missed to give post-test. For each student their pre-test scores were compared against their post-test scores.

During the first quarter of the year, TEO collected pre-test data from 2,338 students who gave the pre-test in Kabul, Parwan and Bamyan Provinces; Nangarhar Province data was collected from 535 students who gave the pre-test during the second quarter because the education year is different. TEO analyzed the pre-test results, for each province in general, by gender, and by grades and gender. TEO also analyzed the post-test results of Kabul, Parwan, Nangarhar and Bamyan collectively.

During the third and last quarter TEO collected the post-test data from all four provinces. Following the baseline analysis, TEO analyzed the combined pre- and post-tests results in the databases developed for each province in general, by gender, grades, and grades and gender combined to measure the improvement in knowledge of all Grades 10, 11 and 12 students. The pre-test results show the majority of students started with a low level of Tashabos subject knowledge; the post-tests show their knowledge increased.

Interestingly, the general results of the combined analysis show the increase in girls' and boys' knowledge of the Tashabos subject. Comparing the girls and boys' knowledge the results show that despite the ban on the girls secondary education, girls' Tashabos knowledge is higher than the boys'.

This analysis provided interesting Tashabos program findings for both girls and boys; the girls are more enthusiastic and are benefiting from the program in an extraordinary manner. Student growth and interest shows Tashabos is an excellent opportunity, a low cost and effective program that needs stakeholder and donor attention to make it available to all high school students and other eligible girls and boys.

TASHABOS PROGRAM

TEO manages the Tashabos entrepreneurship high school curriculum taught in 29 girls' and boys' public high schools, involving over 20,000 students in four Afghan provinces. Youth learn the skills necessary to become entrepreneurs including information on market based economies, fighting poverty and ethical business practices. Lessons on business development in a free market economy and democracy are provided. To further the entrepreneurial characteristics of leadership, risk-taking, innovation, and perseverance, the links between a free market economy and democracy are taught, and respect instilled for the responsibilities businesses should have to their communities. The program has a three prong approach: a) teaching the Tashabos curriculum, student pre- and post-tests, and capacity building of teachers; b) student entrepreneur product exhibitions in the schools, out of schools and functioning Tashabos exhibition rooms; and c) the schools' Business Proposal Writing Competitions (BPCs), a 12 step process beginning with the Tashabos teachers who encourage and assist students in writing business proposals culminating in Kabul City.

Thousands of Afghan high school graduates under the age of 25 have no employment opportunities, especially girls. The Tashabos program provides participating students the skills and maturity to become self-supporting adults, informed citizens and future leaders. Our students create jobs for themselves, others, and their communities—driving economic growth.

A survey of 400 Tashabos students showed that Tashabos helped 69% of them initiate a new business. When asked how Tashabos helped, the students mentioned the business linked topics, motivation for developing business proposals and generating innovative business ideas for scale-up. Among the remaining 31%, 85% of them mentioned utilizing Tashabos knowledge in initiating a business in the future.

Sixty percent of the student respondents, both girls and boys, thought the subject important for initiating a business. This suggests that Tashabos has an equal effectiveness on improving economy and supporting economic self-reliability for both genders.

Interestingly, studying Tashabos has brought behavior changes in business management among 58% of the student respondents. One of the most important impacts our teaching has had is that 81% of the student respondents found employment opportunities because they studied Tashabos. After studying Tashabos 58% of the students were able to attract investment for their businesses. In addition, 70% of the student respondents believed that they could manage their business capital better than before. Tashabos enabled 29% of the student respondents to offer jobs and employment to other youths. These students talked about behavior changes as employers that they could not have achieved without Tashabos knowledge.

Importantly, 79% of the students thought if Tashabos principles were applied in daily business activities, more youth job opportunities would be created. After studying Tashabos, 79% of the students witnessed a change in their communications, relationships, networking, leadership, decision-making, planning and executing planning, and support skills.

GENERAL ANALYSIS

ALL SCHOOLS COMBINED PRE- AND POST-TESTS RESULTS

To assess improvement in the student’s knowledge of the Tashabos curriculum, TEO combined and analyzed the pre- and post-tests results of Kabul, Parwan, Nangarhar and Bamyan Provinces generally, by grades and by gender and according to gender and grades.

Analysis of All Schools Pre- and Post-Tests Results

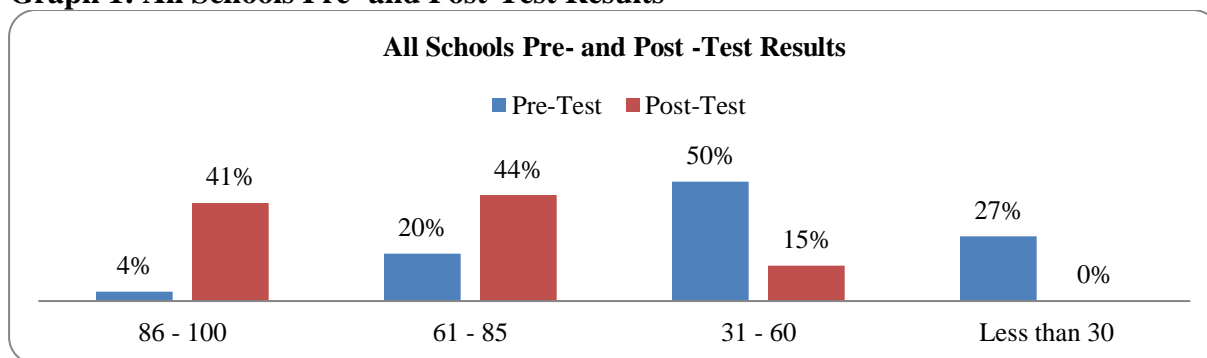
Table 1 and Graph 1 show a total of 6,098 Grades 10, 11 and 12 students in Kabul, Parwan, Bamyan and Nangarhar Provinces, took the pre- and post-test to measure their Tashabos knowledge and knowledge improvement. All Tashabos students pre- and post-test results details are provided in the Table 1 and Graph 1.

Table 1: Analysis of All Schools Pre- and Post-Tests Results

Total Number of Classes	Total Number of Students	Observed Students	Pre-Test Scores				Post-Tests Scores			
			86 - 100	61 - 85	31 - 60	Less than 30	86 - 100	61 - 85	31 - 60	Less than 30
483	20,829	2338	88	463	11601	627	909	980	330	5

Graph 1 shows that the pre-test results show that the majority students had a low level knowledge of Tashabos subject. The post-test results show an increase in students’ knowledge after studying the Tashabos subject. The graph also shows the combined pre- and post-test results percentages for all Grades 10, 11 and 12 students from the four provinces. The Tashabos students in the pre-test (4%) and in the post-test (41%) scored 86 to 100, show a 37% increase in knowledge at the end of the educational year. The pre-test results of 20% and post-test of 44% with scores of 61-85 show an increase similar to the higher scores. Scores of 31 to 60 were achieved by 50% on the pre-test and by 15% on the post-test. Pre-test scores less than 30 were received by 27%; on the post-test none 0% scored less than 30.

Graph 1: All Schools Pre- and Post-Test Results



Analysis of All Schools Pre- and Post-Test Results by Grades

A total of 785 Grade 10, 805 Grade 11 and 748 Grade 12 students in the four provinces received the pre- and post-tests to measure their Tashabos curriculum knowledge and their knowledge improvement after studying the curriculum. Table 2 and Graph 2 provide the details.

Table 2: All Schools Pre- and Post-Test Results by Grades

Grade	Total Number of Classes	Total Number of Students	Observed Students	Pre-Test Scores				Post-Test Scores			
				86 - 100	61 - 85	31 - 60	Less than 30	86 - 100	61 - 85	31 - 60	Less than 30
10	171	7,531	785	23	155	416	225	319	328	118	1
11	158	6,929	805	32	138	382	231	322	325	101	2
12	154	6,369	748	33	170	362	171	268	327	111	2
Total	483	20,829	2,338	88	463	1,160	627	909	980	330	5

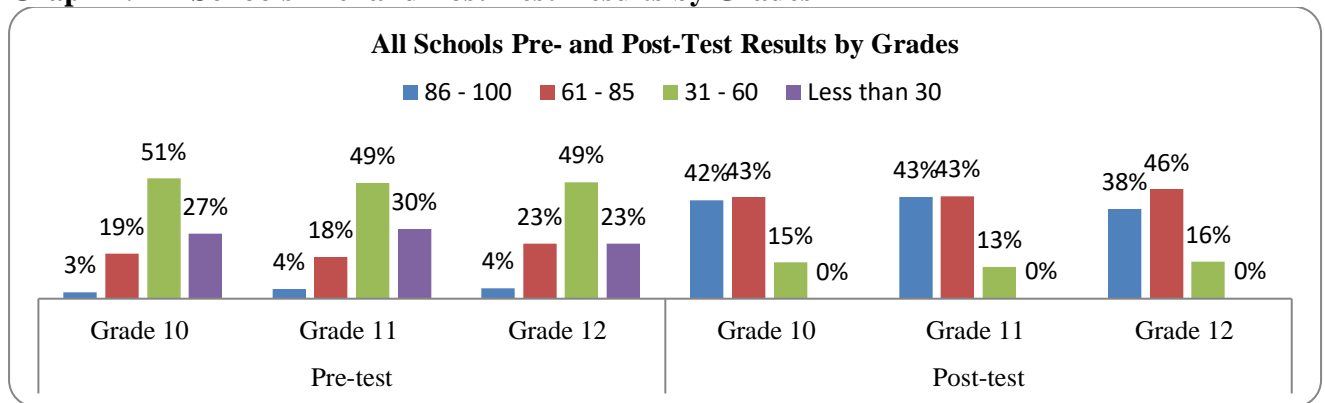
Graph 2 shows the combined pre- and post-test results for Grades 10, 11 and 12.

Grade 10: In the Grade 10 pre-test 3% of the students and 42% on the post-test scored 86 to 100. On the pre-test 19% and 43% on the post-test scored 61 to 85. The scores from 31 to 60 were reversed with 51% on the pre-test and 15% on the post-test. Those with scores of less than 30 decreased dramatically from 27% on the pre-test to none 0% on the post-test. These results show the variation and change in students’ knowledge before and after learning the Tashabos subject.

Grade 11: The Grade 11 pre-test results were 4% in the range of 86-100 and 43% on the post-test. On pre-test 18% and 43% on the post-test scored 61 to 85. Scores of 31 to 60 were 49% on the pre-test and 13% on the post-test. The less than 30 pre-test scores were 30%; there were none 0% on the post-test. This shows an improvement in Grade 11 students’ knowledge after learning the Tashabos subject. The Grade 11 student’s knowledge improved similar to Grade 10, and relatively Grade 12 too, reflecting the advantage of studying the Tashabos subject for two years.

Grade 12: Four percent on the pre-test and 38% on the post-test of the Grade 12 students received scores of 86 to 100. On the pre-test 23% and 46% on the post-test scored 61 to 85. Scores of 31 to 60 were earned by 49% on the pre-test and 16% on the post-test. Scores of less than 30 were 23% on the pre-test and only none 0% on the post-test. These results show the improvement in the Grade 12 student’s Tashabos knowledge. The Grade 12 students’ knowledge relatively less compared to Grades 10 and 11.

Graph 2: All Schools Pre- and Post-Test Results by Grades



Analysis of All Schools Pre- and Post-Test Results by Gender

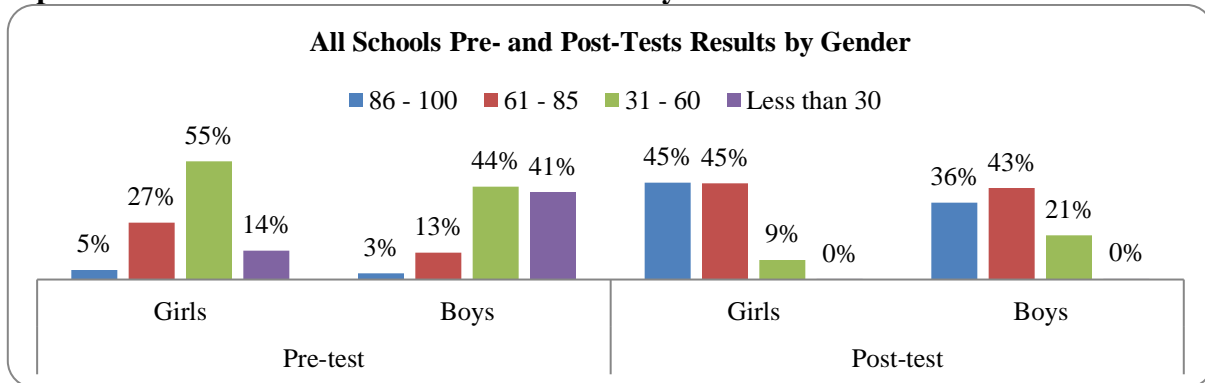
TEO analyzed all schools’ student pre- and post-tests results to evaluate the difference between the knowledge of girls and boys, and to assess the improvement in their Tashabos knowledge. Total of 1,205 girls and 1,133 boys, students took the pre- and post-tests to measure their Tashabos subject knowledge. Table 3 and Graph 3 provide the details.

Table 3: All Schools Pre- and Post-Test Results by Gender

Description	Total Number of Classes	Total Number of Students	Observed Students	Pre-Test Scores				Post-Test Scores			
				86 - 100	61 - 85	31 - 60	Less than 30	86 - 100	61 - 85	31 - 60	Less than 30
Girls	311	13,043	1,205	55	320	667	163	514	512	104	2
Boys	172	7,786	1,133	33	143	493	464	395	468	226	3
Totals	483	20,829	2,338	88	463	1160	627	909	980	330	5

Graph 3 shows the combined pre- and post-tests results for girls and boys in the four provinces. In the pre-test 5% of the girls and 3% boys received scores of 86 to 100. The post-test scores in the same range were 45% for girls and 36% for boys. Pre-test scores of 61 to 85 were 27% for girls and 13% for boys. On the post-test 45% of the girls and 43% of the boys’ scored 61 to 85. Fifty-five percent of the girls and 44% of the boys scored 31 to 60 on the pre-test. On the post-test 9% of the girls and 21% of the boys scored 31 to 60. On the pre-test 14% of the girls and 41% of the boys scored less than 30, and none 0% of the girls as well as of the boys scored less than 30 on the post-test. The combined analysis shows the increase in girls’ and boys’ knowledge of the Tashabos subject. Comparing the girls’ and boys’ knowledge the results show that girls’ Tashabos knowledge is higher than the boys’.

Graph 3: All Schools Pre- and Post-Test Results by Gender



All Schools Pre-and Post-Test Results by Gender and Grades

To evaluate the knowledge level and Tashabos subject impact on girls and boys according to grades, TEO analyzed the pre- and post-tests of all schools’ students by gender and grades. Table 4 and Graph 4 show the details.

Table 4: All Schools Pre- and Post-test Results by Gender and Grades

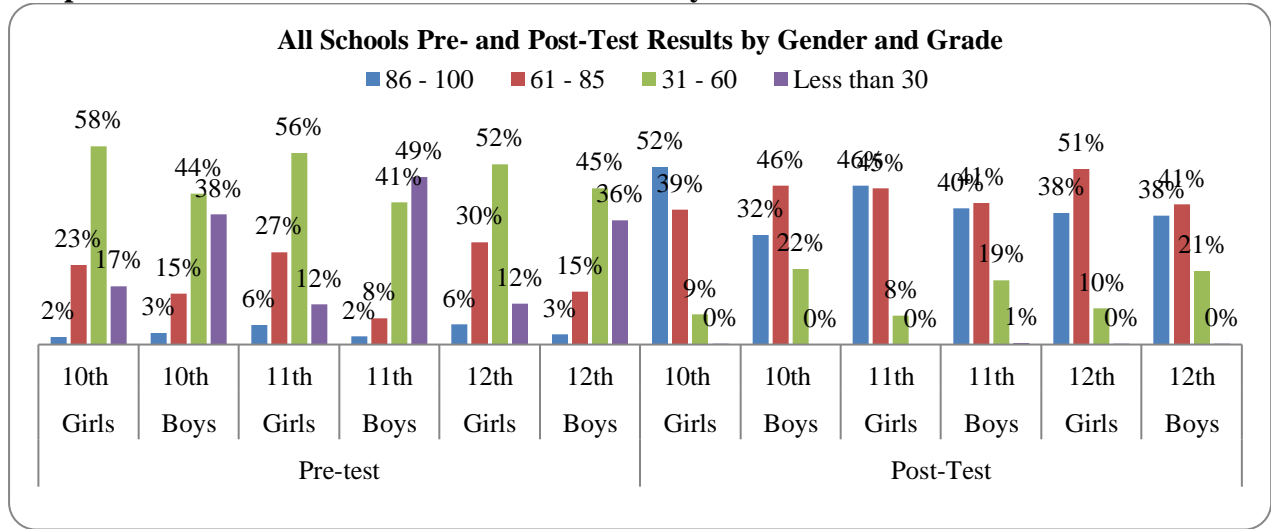
Gender	Grades	Pre-Test Scores				Post-Test Scores			
		86 - 100	61 - 85	31 - 60	Less than 30	86 - 100	61 - 85	232	Less than 30
Girls	10	9	94	235	69	196	149	33	1
Boys	10	14	61	181	156	123	179	85	0
Girls	11	23	109	226	47	176	173	32	0
Boys	11	9	29	156	184	146	152	69	2
Girls	12	23	117	206	47	142	190	39	1
Boys	12	10	53	156	124	126	137	72	1

Grade 10: Two percent of the Grade 10 girls scored 86 to 100 on the pre-test, 23% scored 61 to 85, 58% scored 31 to 60, and 17% received scores less than 30. Among the boys 3% of those in Grade 10 scored 86 to 100, 15% scored 61 to 85, 44% scored 31 to 60, and 38% scored less than 30. On the post-test 52% of the Grade 10 girls scored 86 to 100, 39% scored 61 to 85, and 19% scored 31 to 60 and none 0% scored less than 30. However, 32% Grade 10 boys scored 86 to 100, 46% scored 61 to 85, 22% scored 31 to 60, and none 0% scored less than 30. The results show that the girls' Tashabos knowledge was higher than the boys'. Fortunately, Tashabos knowledge for both girls and boys is increasing after studying the subject.

Grade 11: On the pre-test 6% of the Grade 11 girls scored 86 to 100, 27% scored 61 to 85, 56% scored 31 to 60, and 12% scored less than 30. Two percent of the Grade 11 boys scored 86 to 100, 8% scored 61 to 85, 41% scored 31 to 60, and 49% scored less than 30. On the post-test 46% of the girls scored 86 to 100, 45% scored 61 to 85, 8% scored 31 to 60 and none 0% scored less than 30. Among the boys 40% scored 86 to 100, 41% scored 61 to 85, 19% scored 31 to 60, and only 1% scored less than 30. The results show an improvement in Tashabos knowledge by both Grade 11 girls and boys. The results also show the girls' knowledge is higher than boys'.

Grade 12: In Grade 12 on the pre-test, 6% of the girls scored 86 to 100, 30% scored 61 to 85, 52% scored 31 to 60, and 12% scored less than 30. Among Grade 12 boys, 3% scored 86 to 100, 15% scored 61 to 85, 45% scored 31 to 60, and 36% scored less than 30. Again the girls' pre-test Tashabos knowledge was higher than the boy's. On the post-test 38% of the Grade 12 girls scored 86 to 100, 51% scored 61 to 85 and 10% scored 31 to 60 and none 0% scored less than 30. 38% of the Grade 12 boys scored 86 to 100, 41% scored 61 to 85, 21% scored 31 to 60 and none 0% scored less than 30. The results show in post-test Grade 12 the girls' knowledge is relatively higher than the Grade 12 boys. Overall the Grade 11 girls' knowledge is higher than the Grade 10 and 12 Tashabos students.

Graph 4: All Schools Pre- and Post-Test Results by Gender and Grade



KABUL PROVINCE SCHOOLS PRE- AND POST-TEST RESULTS

TEO analyzed the Kabul Province pre- and post-test results including Kabul City and Districts’ students. The pre- and post-test results were analyzed in general according to gender, grades, and combined grades and gender to evaluate the students’ initial Tashabos knowledge and their knowledge increase.

General Analysis of Kabul School Pre- and Post-Test Results

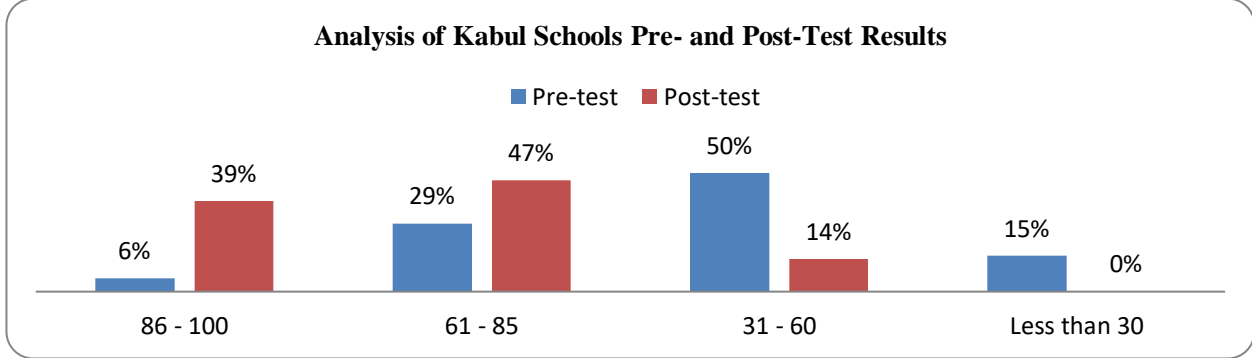
In Kabul Province, including the city and district schools, a total of 1,375 Grades 10, 11 and 12 students received the pre- and post-tests to measure their Tashabos knowledge and the increase in their knowledge after learning the Tashabos subject. Table 5 and Graph 5 show the details.

Table 5: General Analysis of Kabul Schools Pre-Test Results

Total Number of Classes	Total Number of Students	Observed Students	Pre-Test Scores				Post-Test Scores			
			86 - 100	61 - 85	31 - 60	Less than 30	86 - 100	61 - 85	31 - 60	Less than 30
330	13,730	1,375	77	398	691	209	513	629	184	3

Graph 5 shows the pre- and post-test results of all Kabul Province Grades 10, 11 and 12 students. On the pre-test 6% and 39% on the post-test of the students scored 86 to 100. On the pre-test 29% and 47% on the post-test scored 61 to 85, on pre-test 50% and 14% on the post-test scored 31 to 60, and 15% on the pre-test and none 0% on the post-test scored less than 30. The pre-test results show the majority of students had little Tashabos knowledge before studying the subject. Happily, the post-test results show a tangible increase in student knowledge after learning the Tashabos subject.

Graph 5: General Analysis of Kabul Schools Pre- and Post-Test Results



Kabul Schools Pre- and Post-Tests Results by Grade

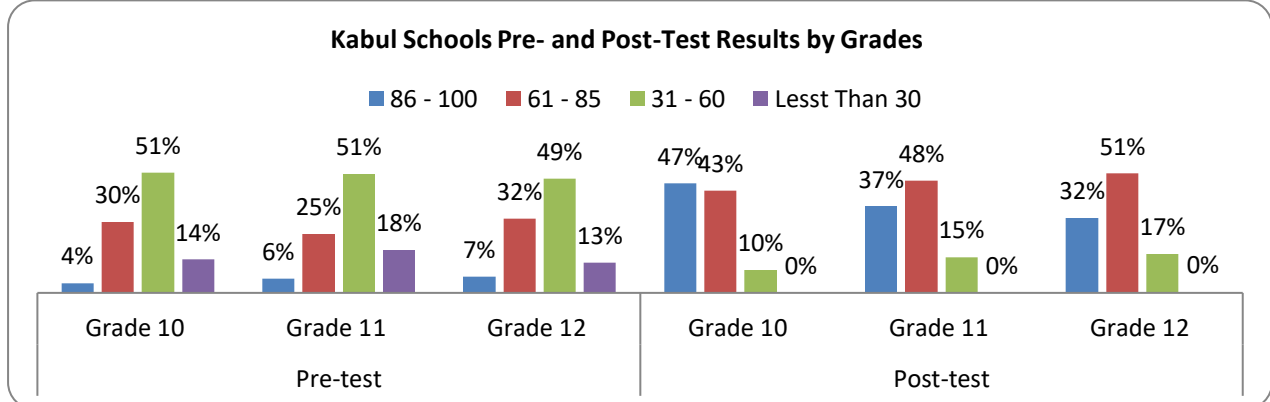
TEO analyzed the Kabul student pre- and post-test results by grade to learn the level of interest and the Tashabos knowledge increase by Grades 10, 11 and 12 students. Graph 6 shows the percentage of Kabul student’s combined pre- and post-test results by grades.

Grade 10: On the pre-test 4% and on the post-test 47% of the Grade 10 students scored 86 to 100, a considerable increase of knowledge. On the pre-test 30% and 43% on the post-test scored 61 to 85, 51% on pre-test and 10% on the post-test scored 31 to 60, and 14% on the pre-test and only 13% on the post-test scored less than 30. The knowledge increase among Grade 10 students in Kabul Province was very impressive.

Grade 11: In Grade 11, 6% on the pre-test and 37% on the post-test scored 86 to100. This was an impressive increase in the students’ knowledge. 25% on the pre-test and 48% on the post-test scored 61 to 85, 51% on the pre-test and 15% on the post-test scored 31 to 60, and 18% on the pre-test and none 0% on the post-test scored less than 30. These results also show an impressive increase in the Grade 11 knowledge. The Grade 10 increase was relatively higher than the Grades 11 and 12.

Grade 12: In Grade 12, 7% on the pre-test and 32% on the post-test scored 86 to100, 32% on the pre-test and 51% on the post-test scored 61 to 85, 49% on the pre-test and 17% on the post-test scored 31 to 60, and 13% on the pre-test and none 0% on the post-test scored less than 30. The Grade 12 student knowledge increased and their Tashabos knowledge is moderately higher than Grade 11.

Graph 6: All Kabul Schools Pre- and Post-Test Results by Grades

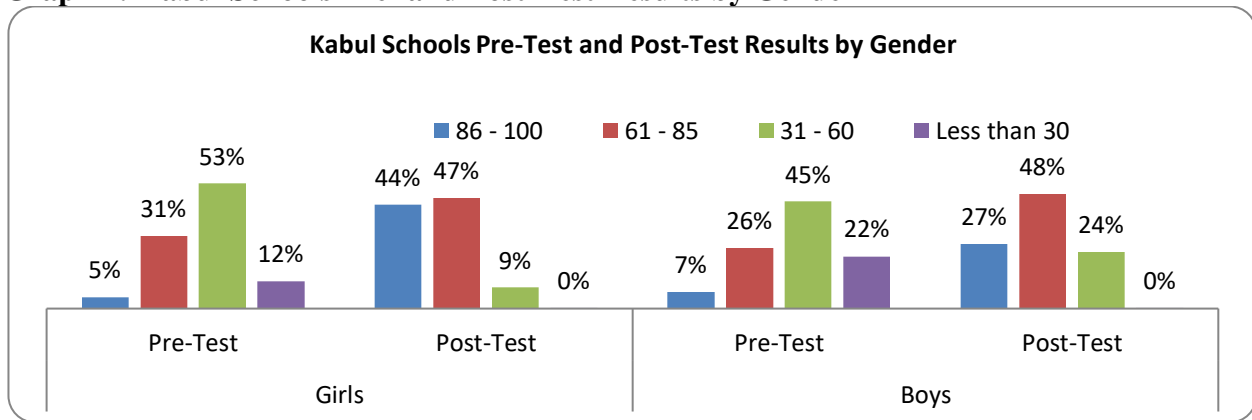


Kabul Province Schools Pre- and Post-Test Results by Gender

TEO analyzed the Kabul students’ pre- and post-test results by gender to measure the increase in girls and boys Tashabos knowledge. Graph 7 shows the girls and boys pre- and post-tests results.

On the pre-test 5% girls and 44% on the post-test scored 86 to 100. Among the boys 7% on the pre-test and 27% on the post-test scored 86 to 100. This shows a big increase in the girls’ knowledge levels. This confirms the enthusiasm of girls for Tashabos activities including student product exhibitions and the Business Proposals Competitions (BPCs). Scores of 61 to 85 were received by 31% of the girls on the pre-test and 47% on the post-test. Among the boys 26% on the pre-test and 48% on the post-test scored 61 to 85. On the pre-test 53% of the girls and 9% on the post-test scored 31 to 60. Of the boys also 45% on the pre-test and 24% on the post-test scored 31 to 60. And 12% of the girls on the pre-test and none 0% of the girls on the post-test scored less than 30, and on the pre-test 22% of the boys and none 0% on the post-test scored less than 30. The results in general show the girls Tashabos knowledge in Kabul Province in both pre- and post-tests is much higher than the boys.

Graph 7: Kabul Schools Pre- and Post-Test Results by Gender



Kabul Schools Pre-Test Results by Gender and Grades

To determine the increase of Grade 10, 11 and 12 students (girls and boys) Tashabos knowledge, TEO analyzed the pre- and post-tests by gender and grades. Graph 8 shows the pre- and post-tests results details by gender and grades.

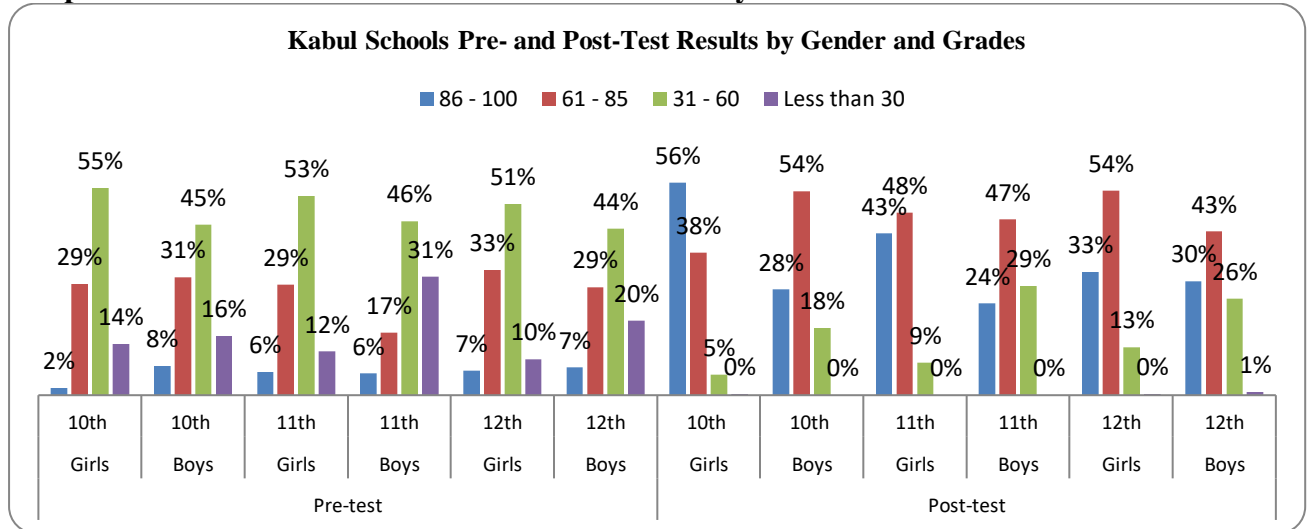
Grade 10: On the Grade 10 pre-test 2% of the girls scored 86 to 100, 29% scored 61 to 85, 55% scored 31 to 60, and 14% scored less than 30. Eight percent of the boys scored 86 to 100, 31% scored 61 to 85, 45% scored 31 to 60, and 16% scored less than 30. On the Grade 10 post-test 56% of the girls scored 86 to 100, 38% scored 61 to 85 and 5% scored 31 to 60 and none 0% scored less than 30. Among the Grade 10 boys, 28% scored 86 to 100, 54% scored 61 to 85, 18% scored 31 to 60 and none 0% scored less than 30. These results show in post-test the girls’ Tashabos knowledge in Grade 10 is much higher than the boys’.

Grade 11: In Grade 11, 6% of the girls scored 86 to 100 on the pre-test, 29% scored 61 to 85, 53% scored 31 to 60 and 12% scored less than 30. Six percent of the boys scored 86 to 100 on the pre-test, 17% scored 61 to 85, 46% scored 31 to 60 and 31% scored less than 30. On the post-test 43% of the girls scored 86 to 100, 48% scored 61 to 85, 9% scored 31 to 60 and none 0% scored less than 30. Among the Grade 11 boys, 24% scored 86 to 100, 47% scored 61 to 85, 29% scored 31 to 60

and none 0% scored less than 30. The Grade 11 girls Tashabos knowledge is also much higher than the boys.

Grade 12: The Grade 12 pre-test analysis shows 7% of the girls scored 86 to 100, 33% scored 61 to 85, 51% scored 31 to 60 and 10% scored less than 30. Seven percent of the Grade 12 boys scored 86 to 100, 29% scored 61 to 85, 44% scored 31 to 60 and 20% scored less than 30. On the post-test 33% of the girls scored 86 to 100, 54% scored 61 to 85 and 13% scored 31 to 60. Among the boys 30% scored 86 to 100, 43% scored 61 to 85, 26% scored 31 to 60 and 1% scored less than 30. The girls’ knowledge in Grade 12 is again much higher than the boys’ on both tests. The results show generally the girls and boys Tashabos knowledge has increased after learning the subject, specifically the girls’ knowledge is higher than the boys’ on both tests in all three grades. This analysis provided interesting Tashabos program findings for both girls and boys; the girls are more enthusiastic and are benefiting from the program in an extraordinary manner. Student growth and interest shows Tashabos is an excellent opportunity, a low cost and effective program that needs stakeholder and donor attention to make it available to all high school students and other eligible girls and boys.

Graph 8: Kabul Schools Pre- and Post-Test Results by Gender and Grades



PARWAN PROVINCE SCHOOLS PRE- AND POST-TEST RESULTS

Following the combined pre- and post-test analysis by province, TEO analyzed the Parwan pre- and post-tests in general, by gender and by grades, to measure the students’ Tashabos knowledge increase.

General Analysis of Parwan Schools Pre- and Post-Test Results

Of the 1,108 Tashabos students in Parwan Province, 132 of the Grades 10, 11 and 12 students took the pre- and post-tests with same questions to measure their knowledge before learning the subject and any increase in their Tashabos knowledge after learning the subject. Table 6 and Graph 9 show the details.

Table 6: General Analysis of Parwan Schools Pre-Test Results

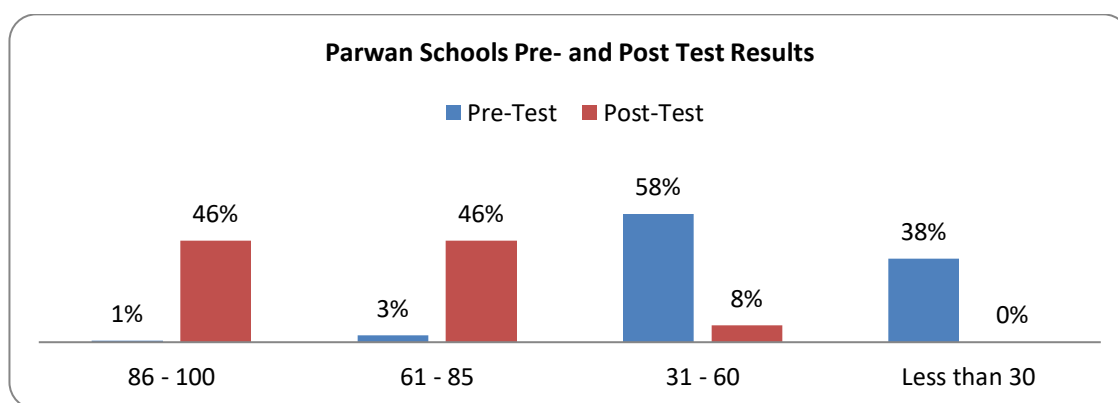
			Pre-Test Scores	Post-Test Scores
--	--	--	-----------------	------------------

The Tashabos Students Pre- and Post-Tests Results

Total Number of Classes	Total Number of Students	Observed Students	86 - 100	61 - 85	31 - 60	Less than 30	86 - 100	61 - 85	31 - 60	Less than 30
33	1,108	132	1	4	77	50	61	61	10	0

Graph 9 shows the pre- and post-tests results in percentages of all the Grades 10, 11 and 12 students in Parwan Province. One percent on the pre-test and 46% on the post-test scored 86 to 100, 3% on the pre-test and 46% on the post-test scored 61 to 85, 58% on the pre-test and 8% on the post-test scored 31-60, and 38% on the pre-test none 0% on the post-test scored less than 30. The results show a high variation in the scores. A very low number of students received high scores on the pre-tests, while a high number of students received high scores on the post-tests. The opposite was also true. A high number of students had low scores on the pre-tests, while low number of students had low scores on the post-tests.

Graph 9: Parwan Schools Pre and Post-Test Results



Parwan Schools Pre- and Post-Test Results by Grades

Next TEO analyzed the combined pre- and post-tests results by grade to measure the students' improvement and increase in Tashabos knowledge. Graph 10 shows the combined pre- and post-tests results for Grade 10, 11 and 12.

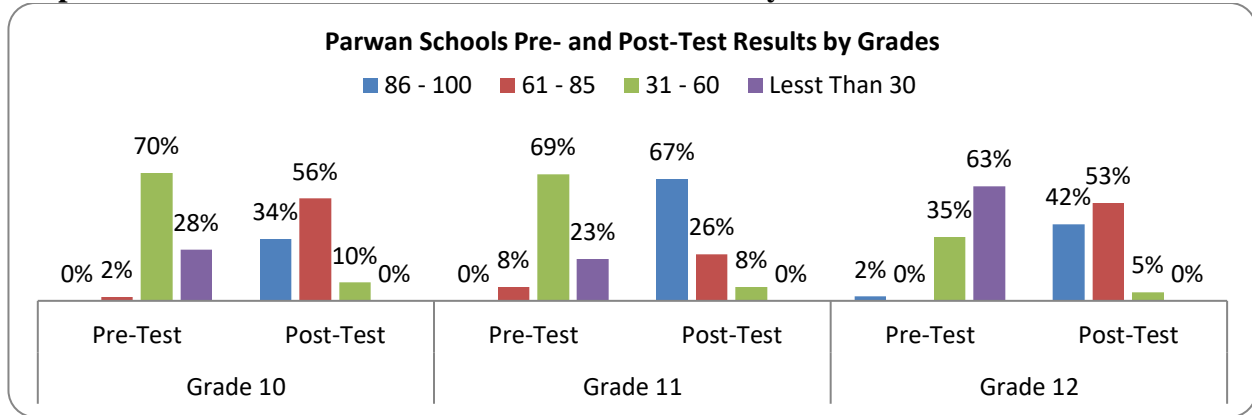
Grade 10: On the Grade 10 pre-test none and on post-test 34% of the students scored 86 to 100, 2% on the pre-test and 56% on the post-test scored 61 to 85, showing a 54% increase in students scoring in this range. 70% on the pre-test and 10% on the post-test scored 31 to 60, and 28% on the pre-test and none 0% on the post-test scored less than 30. Initially a high percentage of students scored in the lower range, while none 0% of the students scored in lower range on the post-test. These results show high increase in the students' Tashabos knowledge.

Grade 11: Of the Grade 11 students none on the pre-test and 67% on the post-test scored 86 to 100. Scores of 61 to 85 were 8% on the pre-test and 26% on the post-test. 69% on the pre-test and 8% on the post-test scored 31 to 60. Those with scores less than 30 were 23% on the pre-test and none 0% on the post-test received scores less than 30. Although the Grade 11 students showed an increase in their Tashabos knowledge, the knowledge increase among the Grade 11 students was much higher than Grade 10.

Grade 12: In Grade 12, also two percent of the students on the pre-test and 42% on post-test scored 86 to 100, none 0% in pre-test and 53% in post-test scored 61 to 85, 35% in pre-test and 5% in post-

test scored 31 to 60, and 63% in pre-test and none in post-test scored less than 30. The increase in Tashabos knowledge of Grade 12 students was higher than of Grade 10 in the highest range (86 to 100). However, in the higher range (61 to 85), the Grade 12 Tashabos knowledge is much higher than of the Grade 11. TEO looked into this issue.

Graph 10: Parwan Schools Pre- and Post-Test Results by Grades

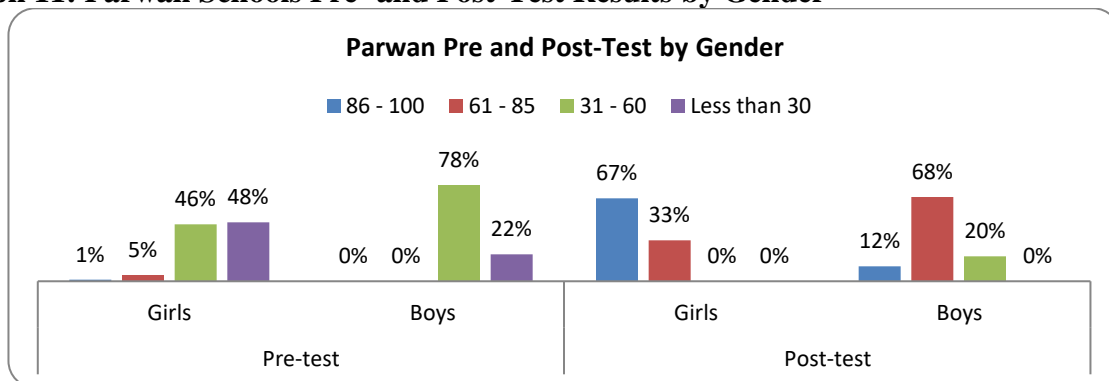


Parwan Schools Pre- and Post-Test Results by Gender

TEO analyzed the Parwan schools pre- and post-test results by gender to assess the difference in the increase in Tashabos knowledge between girls and boys. Graph 11 shows the details.

One percent of the girls on the pre-test and 67% on the post-test scored 86 to 100, while none of the boys on the pre-test and 12% on the post-test scored 86 to 100. Scores of 61 to 85 were 5% of the girls on the pre-test and 33% on the post-test and among the boys none again on the pre-test and 68% on the post-test scored in this range. On the pre-test 46% of the girls and none 0% on the post-test scored 31 to 60, while 78% of the boys on the pre-test and 20% on the post-test scored 31 to 60. On the pre-test 48% and on the post-test none 0% of the girls scored less than 30. For the boys 2% on the pre-test and none 0% on the post-test scored less than 30. The results show an increase in the Tashabos knowledge of both girls and boys. The girls’ knowledge in Parwan Province is much higher than the boys’.

Graph 11: Parwan Schools Pre- and Post-Test Results by Gender



Parwan Schools Pre- and Post-Test Results by Gender and Grades

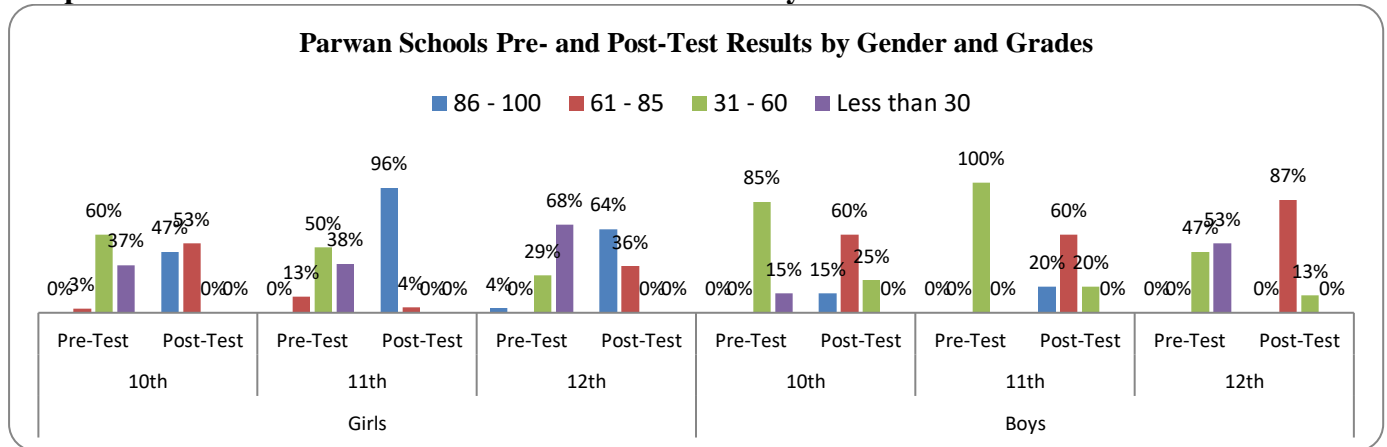
Graph 12 shows the pre-test and post-test results of the students by gender and grades.

Grade 10: Among the Grade 10 students, none of the girls on the pre-test scored 86 to 100, and none of the boys. Similarly, 3% of the girls and none of the boys scored 61 to 85. 60% of the girls and 85% of the boys scored 31 to 60, and 37% of the girls and 15% of the boys scored less than 30. On the post-tests 47% of the girls and 15% of the boys scored 86 to 100, 53% of the girls and 60% of the boys scored 61 to 85, none 0% of the girls and 25% of the boys scored 31 to 60, and none of the girls and of the boys scored less than 30 in the post-test. These results show a considerable increase in the Tashabos knowledge of Grade 10 girls and boys students.

Grade 11: In Grade 11 none of the girls and boys on the pre-test scored 86 to 100, 13% of the girls and none of the boys scored 61 to 85, 50% of the girls and 100% of the boys scored 31 to 60, and 38% of the girls and none 0% of the boys scored less than 30. On the post-test 96% of the girls and 20% of the boys scored 86 to 100, 4% of the girls and 60% of the boys scored 61 to 85 and none 0% of the girls and 20% of the boys scored 31 to 60. None 0% of the students both girls and boys received scores less than 30. The results show good progress gaining Tashabos knowledge by both girl and boy Grade 11 students. However, the girls Tashabos knowledge increased much more than the boys.

Grade 12: Among Grade 12 students, 4% of the girls and none of the boys on the pre-test scored 86 to 100, none 0% of the girls and boys scored 61 to 85, 29% of the girls and 47% of the boys scored 31 to 60 and 68% of the girls and 53% of the boys scored less than 30. On the post-test 64% of the girls and none 0% of the boys' scored 86 to 100, 36% of the girls and 87% of the boys scored 61 to 85, none 0% of the girls and 13% of the boys scored 31 to 60 and none of the girls and boys scored less than 30. The results also show good progress in the students' Tashabos knowledge; again the girls are way ahead of the boys in their knowledge.

Graph 12: Parwan Schools Pre – and Post-Test Results by Gender and Grades



BAMYAN PROVINCE SCHOOLS PRE- AND POST-TEST RESULTS

To assess the increase in the Tashabos knowledge of the Bamyan Province school students, TEO analyzed their pre- and post-test scores in general, by gender, grades, and gender and grades.

General Analysis of Bamyan Schools Pre- and Post-Test Results

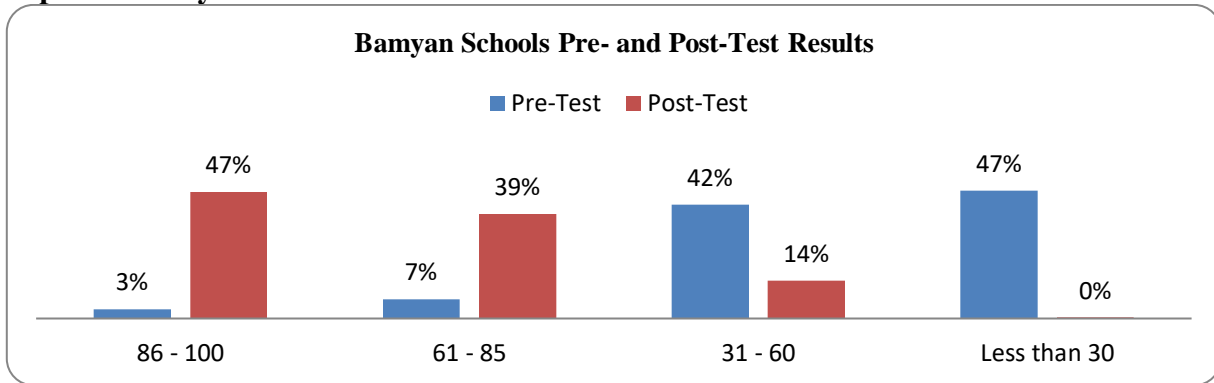
In Bamyan Province 296 out of 2,015 Grade 10, 11 and 12 girl and boy students took the pre- and post-tests to measure their Tashabos knowledge. Table 7 and Graph 13 show the details.

Table 7: General Analysis of Bamyan Schools Pre- and Post-Test Results

Total Number of Classes	Total Number of Students	Observed Students	Pre-Test Scores				Post-Test Scores			
			86 - 100	61 - 85	31 - 60	Less than 30	86 - 100	61 - 85	31 - 60	Less than 30
38	2,015	296	10	21	125	140	137	113	41	1

Graph 13 shows the percentage of pre- and post-test results of the Bamyan schools’ students. In the pre-test 3% and in post-test 47% of the students scored 86 to 100, in pre-test 7% and in post-test 39% of the students scored 61 to 85, in the pre-test 42% and in post-test 14% of the students scored 31-60 and in pre-test 47% and in post-test none 0% of the students scored less than 30.

Graph 13: Bamyan Schools Pre- and Post-Test Results



Bamyan Schools Pre- and Post-Test Results by Grades

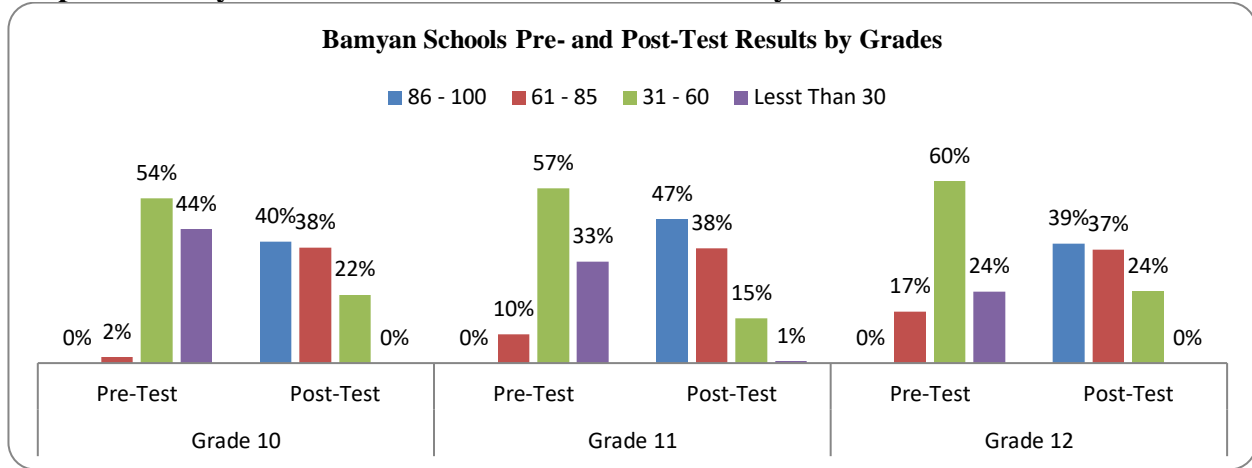
Graph 14 shows the Bamyan students combined pre- and post-tests results for Grades 10, 11 and 12. The results show an increase in the Tashabos knowledge for all grades.

Grade 10: None of the students on the pre-test and 40% on the post-test scored 86 to100, 2% on the pre-test and 38% on the post-test scored 61 to 85, 54% on the pre-test and 22% on the post-test scored 31 to 60, and 44% on the pre-test and none 0% on the post-test scored less than 30. The results show clear progress in the students’ Tashabos knowledge.

Grade 11: In Grade 11, none 0% of the students on the pre-test and 47% on the post-test scored 86 to 100, showing a high increase in their Tashabos knowledge, 10% on the pre-test and 38% on the post-test scored 61 to 85, 57% on the pre-test and 15% on the post-test scored 31 to 60, and 33% on the pre-test and 1% on the post-test scored less than 30. The Grade 11 knowledge increased more than of Grade 10 and 12.

Grade 12: Of the Grade 12 students none 0% on the pre-test and 39% on the post-test scored 86 to 100, 17% on the pre-test and 37% on the post-test scored 61 to 85, 60% on the pre-test and 24% on the post-test scored 31to 60, and 24% in pre-test and none 0% on the post-test score less than 30. These results show the Tashabos knowledge of the Grades 10, 11 and 12 students increased after studying the subject, indicating the effectiveness of the Tashabos curriculum. The Grade 12 students’ knowledge increased more than Grades 10 only.

Graph 14: Bamyan Schools Pre- and Post-Test Results by Grades

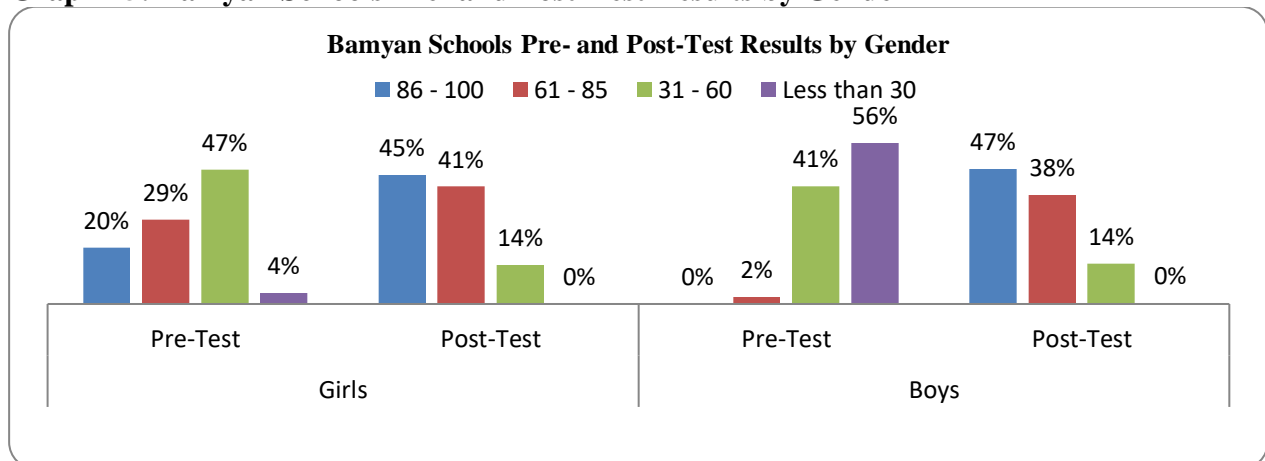


Bamyan Schools Pre- and Post-Test Results by Gender

Graph 15 shows the difference in the increase of Tashabos knowledge between girls and boys in Bamyan Province.

Among the girls 20% on the pre-test and 45% on the post-test scored 86 to 100, while none 0% of the boys on the pre-test and 47% on the post-test scored 86 to 100. Of the girls 29% on the pre-test and 41% on the post-test scored 61 to 85, and 2% on the pre-test and 38% on the post-test of the boys scored 61 to 85. On the pre-test 47% of the girls and on the post-test 14% scored 31 to 60, and 41% on the pre-test and 14% on the post-test of the boys scored 31 to 60. On the pre-test 4% of the girls' and none 0% on the post-test, and on the pre-test 56% of the boys' and none 0% on the post-test scored less than 30. The results are competitive showing increase on the post-test that the girls' and boys' knowledge increased well.

Graph 15: Bamyan Schools Pre- and Post-Test Results by Gender



Bamyan Schools Pre- and Post-Test Results by Gender and Grades

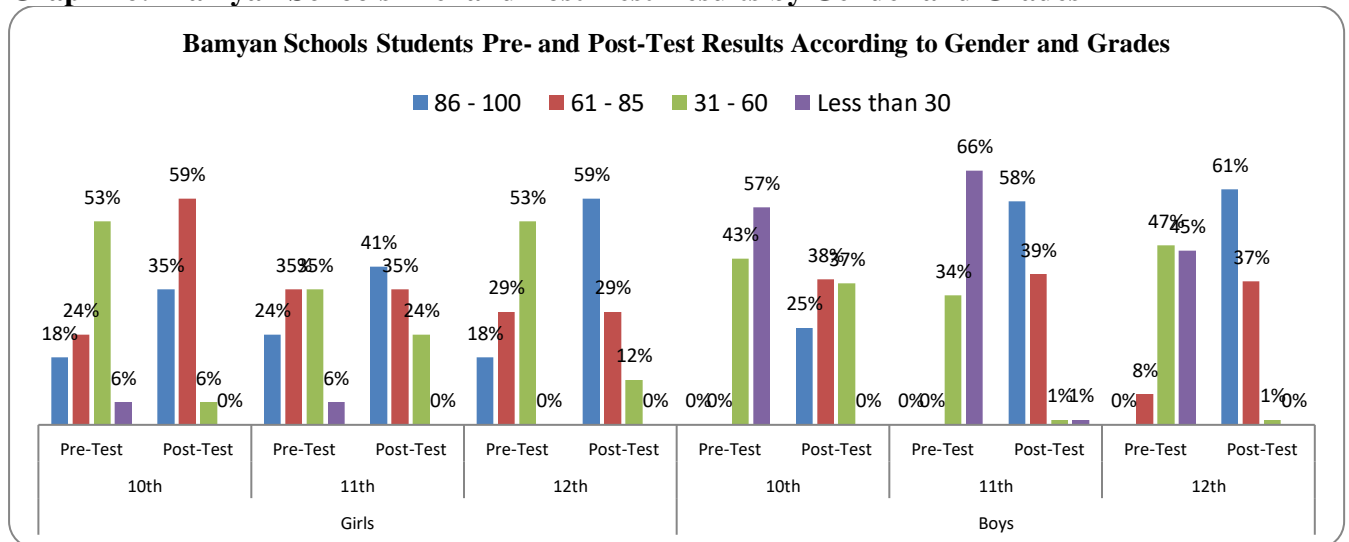
Graphs 16 shows the pre-and post-tests results of Bamyan Province students according to gender and grades as percentages.

Grade 10: In Grade 10 on the pre-test 18% of the girls and none of the boys scored 86 to 100. Similarly, none of the boys and 24% of the girls scored from 61 to 85, 53% of the girls and 43% of the boys scored 31-60, and 6% of the girls and 57% of the boys scored less than 30. On the post-test, 35% of the girls and 25% of the boys scored 86 to 100. While 59% of the girls and 38% of the boys scored 61 to 85, and 6% of the girls and 37% of the boys scored 31-60, and none of the girls and boys scored less than 30. The results show the girls’ pre-test knowledge was higher than the boys, and also the girls knowledge increased more than of the boys on the post-test.

Grade 11: On the pre-test 24% of the girls and none 0% of the boys’ scored 86 to 100. 35% of the girls and none 0% of the boys scored 61 to 85, 35% of the girls and 34% of the boys scored 31 to 60. And 6% of the girls and 6% of the boys scored less than 30. On the post-test 41% of the girls and 58% of the boys scored 86 to 100, 35% of the girls and 39% of the boys scored 61 to 85, and 24% of the girls and 1% of the boys scored 31 to 60, and none 0% of the girls and 1% of the boys scored less than 30. The Grade 11 results are much more competitive on the post-test than on the pre-test. The boys’ knowledge on the post-test is higher than of the girls.

Grade 12: Of the Grade 12 students on the pre-test 18% of the girls and none of the boys scored 86 to 100, while 29% of the girls and only 8% of the boys received scores between 61-85 and 53% of the girls and 47% of the boys scored 31-60, and none 0% of the girls and 45% boys scored less than 30. On the post-test 59% of the girls and 61% of the boys scored 86 to 100, 29% of the girls and 37% of the boys scored 61 to 85 and 12% of the girls and 1% of the boys scored 31-60, and none 0% of the girls and boys scored less than 30. These results show the boys’ and girls’ knowledge increase is competitive in the post-test.

Graph 16: Bamyan Schools Pre- and Post-Test Results by Gender and Grades



NANGARHAR PROVINCE SCHOOLS PRE- AND POST-TEST RESULTS

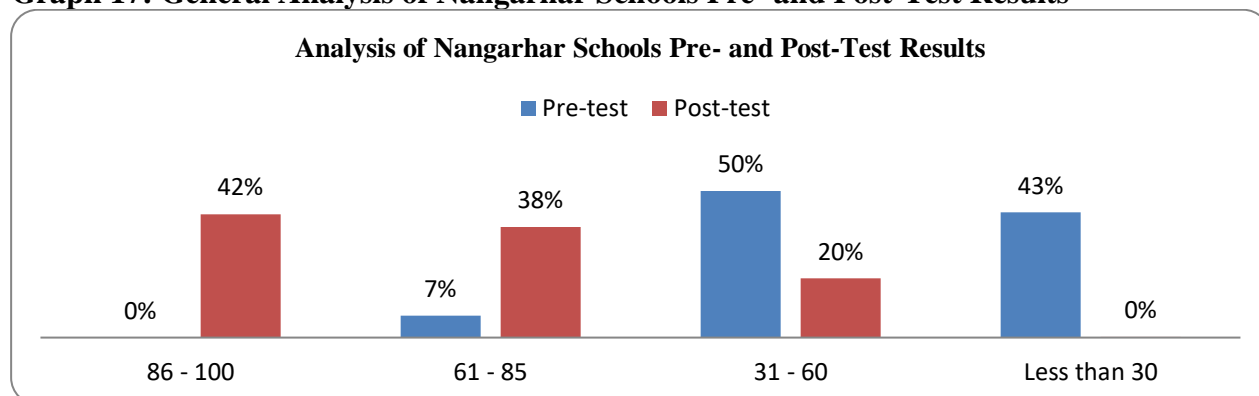
The total number of Tashabos students in Nangarhar is 3,976. Among these students 535 Grades 10, 11 and 12 students took the pre-and post-tests before and after learning the Tashabos subject to assess the increase in their Tashabos knowledge. Table 8 and Graph 17 show the details.

Table 8: General Analysis of Nangarhar Schools Pre- and Post-Test Result

Total Number of Classes	Total Number of Students	Observed Students	Pre-Test Scores				Post-Tests Scores			
			86 - 100	61 - 85	31 - 60	Less than 30	86 - 100	61 - 85	31 - 60	Less than 30
82	3,976	535	0	40	267	228	198	177	95	1

Graph 17 shows the percentages of the pre- and post-tests results for all Nangarhar Grades 10, 11 and 12 students. On the pre-test none 0% and on post-test 48% of the students scored 86 to 100, 7% on the pre-test and 38% on the post-test scored 61 to 85, 50% on the pre-test and 20% on the post-test scored 31 to 60, and 43% on the pre-test and none on the post-test scored less than 30. The results show that on the pre-test the majority of students had limited Tashabos knowledge, while on post-test the majority scored in high ranges; their Tashabos knowledge had increased.

Graph 17: General Analysis of Nangarhar Schools Pre- and Post-Test Results



Nangarhar Schools Pre- and Post-Test Results by Grades

TEO analyzed the Nangarhar pre-and post-tests results by grade to determine the increase in the Tashabos knowledge level of the Grades 10, 11 and 12 students. Graph 18 shows the details.

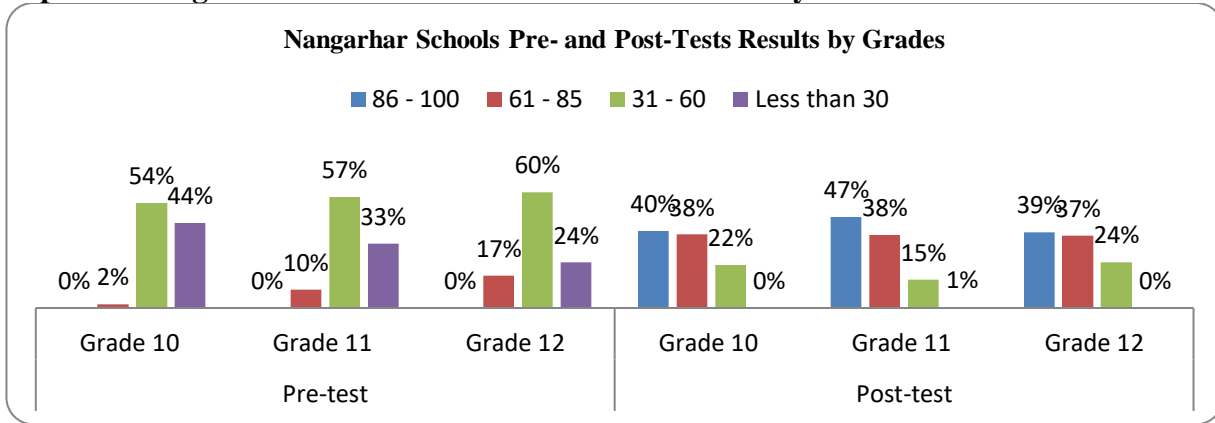
Grade 10: On the pre-test none 0% of the Grade 10 students scored 86 to 100, 2% scored 61 to 85, 54% scored 31 to 60, and 44% scored less than 30. On the post-test 40% scored 86 to 100, 38% scored 61-85, 15% scored 31-60 and none 0% scored less than 30. The results show that on the pre-test a high percentage of Grade 10 students received scores in the lower ranges, while on the post-test their Tashabos knowledge increased and a high percentage of the scores were in the highest and higher ranges of 86 to 100 and 61 to 85.

Grade 11: In Grade 11, on the pre-test none 0% of the Grade 11 students scored 86 to 100, 10% of the students scored 61 to 85, 57% scored 31 to 60 and 33% scored less than 30. On the post-test 47% students scored 86-100, 38% scored 61 to 85, 15% scored of 31 to 60 and 1% scored less than 30.

The results show an increase in the Grade 11 students' Tashabos knowledge and their knowledge increased more than the Grade 10 students.

Grade 12: Among Grade 12 students on the pre-test none 0% of the students scored 86 to 100, 17% scored 61 to 85, 60% scored 31 to 60, and 24% scored less than 30. On the post-test 39% of the students scored 86 to 100, 37% scored 61-85 and 24% scored 31-60 and none 0% scored less than 30.. The results show an increase in the students' Tashabos knowledge. The Grade 12 student knowledge is relatively lower than those in Grades 10 and 11. More than half of the students scored in the highest and higher ranges.

Graph 18: Nangarhar Schools Pre- and Post-Test Results by Grades

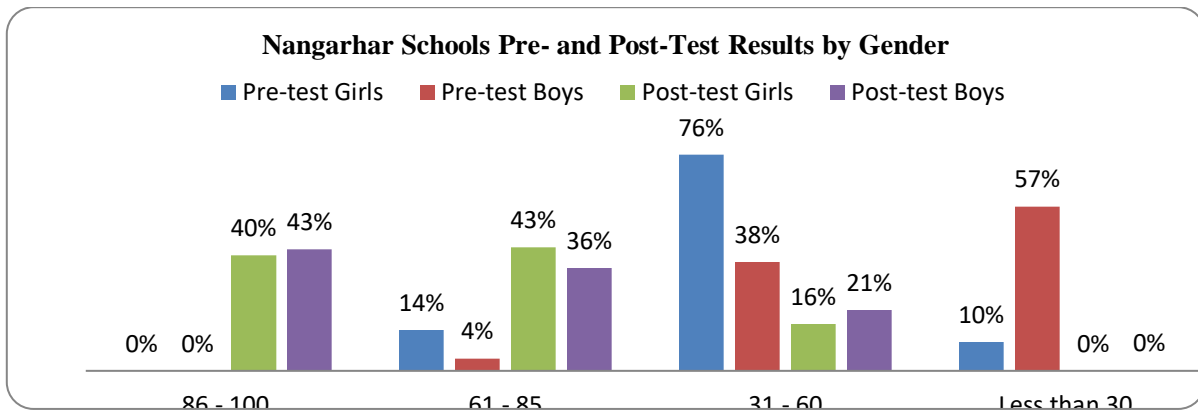


Nangarhar Schools Pre-Test Results by Gender

To gauge the difference in the increase of knowledge between the girl and boy students, TEO analyzed the students' pre- and post-test results by gender. Graph 19 shows these results.

In the pre-test none 0% of the girls scored 86 to 100, 40% on the post-test scored 86 to 100. Among the boys also none 0% on the pre-test and 43% on the post-test scored 86 to 100. On the pre-test 14% of the girls and 43% on the post-test scored 61 to 85; and 4% of the boys on the pre-test and 36% on the post-test scored 61 to 85. On the pre-test 76% and on the post-test 16% of the girls scored 31 to 60 and among the boys 38% on the pre-test and 21% on the post-test scored 31 to 60. And 10% of the girls on the pre-test and none of the girls on the post-test scored less than 30. Fifty-seven percent of the boys on the pre-test and none 0% on the post-test scored less than 30. These results in the post-test are competitive and show the girls' Tashabos knowledge is higher than the boys'.

Graph 19: Nangarhar Schools Pre- and Post-Test Results by Gender



Nangarhar Schools Pre- and Post-Test Results by Gender and Grades

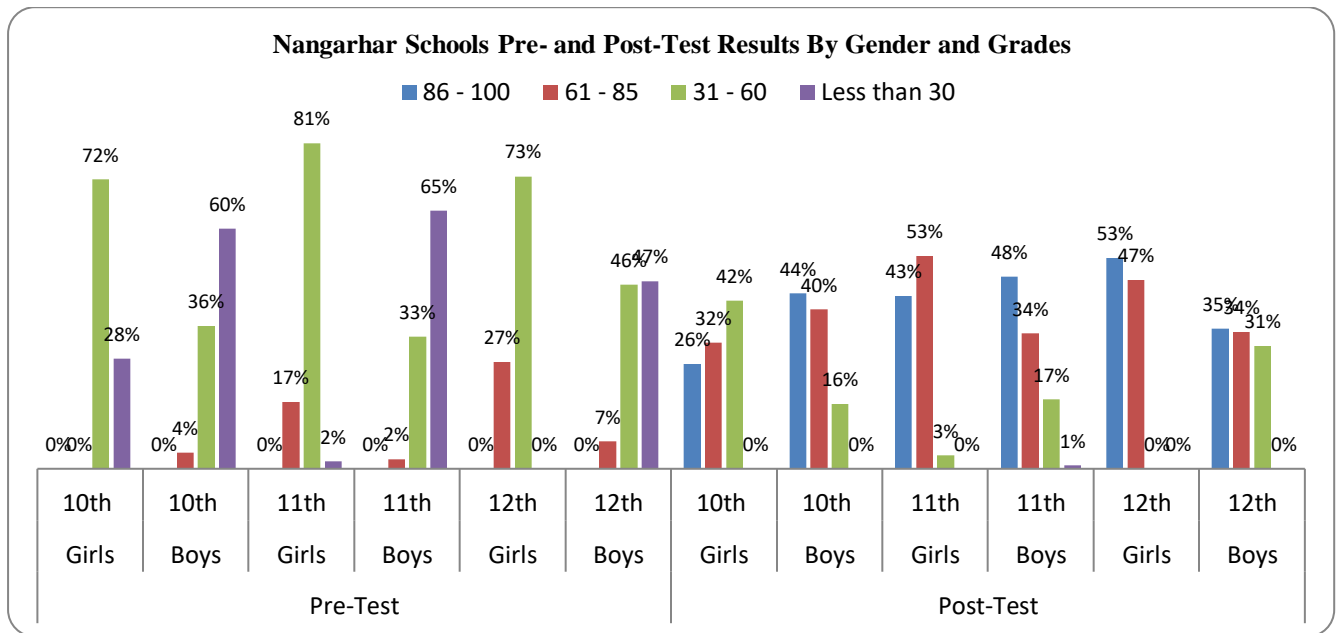
To evaluate the difference in the increase of knowledge by the Grades 10, 11 and 12 students, TEO analyzed the pre- and post-test results by gender and grades shown in Graphs 21a and 21b.

Grade 10: On the pre-test none 0% Grade 10 girls and none of the boys scored 86 to 100. Also on the pre-test none 0% of the girls scored 61 to 85, while 4% of the boys scored 61 to 85. Scores of 31 to 60 on the pre-test were achieved by 72% of the girls and 36% of the boys, and 28% of the girls and 60% of the boys scored less than 30. These results show that among Grade 10 students, the girls’ pre-test Tashabos knowledge was much lower than the boys’ and that overall boys had some knowledge relevant to Tashabos. On the Grade 10 post-test, 26% of the girls and 44% of the boys scored 86 to 100, 32% of the girls and 40% of the boys scored 61 to 85, 42% of the girls and 16% of the boys scored 31 to 60, and none 0% of the boys and girls scored less than 30. The post-test results show the boys’ knowledge in the higher range was higher than the girls.

Grade 11: none 0% of the Grade 11 girls and none of the boys scored 86 to 100 on the pre-test. Similarly, 17% of the girls’ and only 2% of the boys scored 61 to 85, 81% of the girls and 33% of the boys scored 31 to 60 and 2% of the girls and 65% of the boys scored less than 30. The Grade 11 girls began the year with a relatively higher Tashabos knowledge than the boys’. On the post-test 43% of the girls and 48% of the boys scored 86 to 100, 53% of the girls and 34% of the boys scored 61 to 85, 3% of the girls and 17% of the boys scored 31 to 60. This shows the boys’ knowledge is increased more than girls’.

Grade 12: On the pre-test none 0% of the girls and boys scored 86 to 100. 27% of the girls and 7% of the boys scored 61 to 85, 73% of the girls and 46% of the boys scored 31-60, and none 0% of the girls and 47% of the boys scored less than 30. On the post-test 53% of the girls and 35% of the boys scored 86 to 100, 47% of the girls and 34% of the boys scored 61 to 85, none 0% of the girls and 31% of the boys scored 31 to 60, and none 0% of the boys and girls scored less than 30.

Graph 20: Nangarhar Schools Pre- and Post-Test Results by Gender and Grades



TEO BACKGROUND

TEO is a youth focused organization that promotes responsible citizenship and leadership, democratic governance and lessons in market economy, and facilitates networking to high school students in Grades 10, 11 and 12 in Kabul, Nangarhar, Parwan and Bamyan Provinces. TEO grew out of a Center for International Private Enterprises (CIPE) project to promote entrepreneurship among youth, particularly high school students. TEO is an indigenous, nonprofit, nongovernmental organization registered with the Ministry of Economy on December 06, 2010 and Ministry of Women’s Affairs, Afghanistan Chamber of Commerce and Industries (ACCI) and Afghanistan Women Chamber of Commerce and Industries (AWCCI). TEO has a collaborative Memorandum of Understanding with the Ministry of Education.

National Endowment for Democracy (NED) funded, TEO teaches youth the skills to become entrepreneurs through educational activities, including training on market based economies, fighting poverty and corruption, and the promotion of governance and ethical business practices.

TEO vision is, develop innovation and creativity in young entrepreneurs.

TEO’s objective is to instill in Afghan youth an awareness of the values of entrepreneurship, market economics, and democracy.

TEO's mission is to advance the spread of democratic principles and sustainable development through the education of Afghan youth.

www.teo-af.org
<https://www.facebook.com/TashabosEducation/>

